



WallStreetWinning.com

WINNING SIGNAL

Web Page View and Features

COPYRIGHT 2014-2015 WALL STREET WINNING INC.

TRADE TECHNOLOGY LICENSED FROM RONALD GROENKE ALL RIGHTS RESERVED.



"If there is a way to do it better ... find it"

Thomas Edison

It has been done. I found a better way to provide my trade technology so that it can be used by all investors, new or experienced. This has been my goal for a long time and it has now come to pass. I have followed my lovely wife's (Jean) saying "Create Your Own Vision of Happiness". I am happy and I hope as you walk through this magnificent implementation it will also make you HAPPY.

Enjoy, Ron Groenke

COPYRIGHT 2014-2015 WALL STREET WINNING INC.

TRADE TECHNOLOGY LICENSED FROM RONALD GROENKE ALL RIGHTS RESERVED.



Winning Signal

A signal of when to BUY and SELL based on Ron Groenke's
Stock & Option Trade Technology as published in

Show Me The Trade

and upcoming release of

***Wall Street Winning
Sex, Lies, and, getting Rich!***

COPYRIGHT 2014-2015 WALL STREET WINNING INC.

TRADE TECHNOLOGY LICENSED FROM RONALD GROENKE ALL RIGHTS RESERVED.



WINNING SIGNAL

The Next Step to Success
for all Investors

COPYRIGHT 2014-2015 WALL STREET WINNING INC.

TRADE TECHNOLOGY LICENSED FROM RONALD GROENKE ALL RIGHTS RESERVED.



Winning Signals

Monthly Signal - Based on the original Finite State Machine VISIONS Technical Analysis Model (VTAM).

Weekly Signal - Based on an advanced version of VTAM that mines the data looking for short term (about 5 to 10 days) price movement and momentum.

COPYRIGHT 2014-2015 WALL STREET WINNING INC.


TRADE TECHNOLOGY LICENSED FROM RONALD GROENKE ALL RIGHTS RESERVED.

**Go to: <https://app.wallstreetwinning.com/login>
for this login page. Then login and mark as
favorite for later use.**



 **SIGN IN**

Email

Password

[Lost Password?](#)

Remember me

SIGN IN

[Don't have an account yet? Sign Up!](#)

On the main page there are tabs at the top for various actions and views. This page opens showing your BUY's (8) and SELL's (3) for the day. Scroll the Buys/Sells or click a symbol to select it. Then select More Stats for the Fundamentals.

WALL STREET WINNING ADMIN [FRI, 17 JUL 09:56 EDT MARKET OPEN](#) **9 BUYS, 3 SELLS** [ron@wallstreetwinning.com](#)

MY SIGNALS MY HOLDINGS MY HISTORY TRADE TOOLS WINNING PORTFOLIOS MY OPTIONS MY PROFILE

MY BUYS INDEX SIGNALS FRI, JUL 17

DNP MONTHLY	VDSI WEEKLY	EJ WEEKLY	EMN MONTHLY	ETH WEEKLY
BJRI WEEKLY	AES MONTHLY	LLY WEEKLY	IMKTA WEEKLY	

WINNING SIGNAL FRI, 07-17-15 **WALL STREET WINNING.COM** [MORE STATS](#)

SIGNAL BUY	TARGET APR 13%	COMPANY INFO DNP Select Income Fund Inc. Financial USA	SUCCESS RATING
-----------------------------	--------------------------	---	---------------------------

Copyright 2014-15 Wall Street Winning Inc.

YOUR POTENTIAL RETURN @ \$10,000

\$654

ON THIS TRADE IN ABOUT 90 DAYS

MY SELLS FRI, JUL 17

CXO WEEKLY	FXP WEEKLY	EDZ WEEKLY
---------------	---------------	---------------

WINNING SIGNAL FRI, 07-17-15 **WALL STREET WINNING.COM** [MORE STATS](#)

SIGNAL
SELL
WEEKLY

SYMBOL
CXO

LAST PRICE
107.51

Trade Technology Licensed from Ronald Groenke. Copyright 2014-15 Wall Street Winning Inc.

WINNING SIGNAL FRI, 07-17-15 **WALL STREET WINNING.COM** [MORE STATS](#)

EMN was selected. A Monthly Buy (Holding period may be 1 to 3 months average). This is the detail BUY Signal information. Showing the last price (Past day Close), the equity name, the target annual return, the potential return of \$833 in 49 days (avg hold time) on \$10,000 invested now. This equity has a Success Rating of 3 Money Bags (Ratings are: 5-Super, 4-Excellent, 3-Good, 2-OK, 1-Marginal) See next page. Note that this stock is a member of the SP500.

Now select More Stats for Fundamentals, a Profile, or Chart.

MY BUYS INDEX SIGNALS FRI, JUL 17

WINNING SIGNAL FRI, 07-17-15 WALL STREET WINNING.COM MORE STATS →

SIGNAL	TARGET APR	COMPANY INFO	SUCCESS RATING
BUY	24%	Eastman Chemical Co. Basic Materials USA	3 Money Bags
SYMBOL EMN	S&P 500		
LAST PRICE 79.63			

Copyright 2014-15 Wall Street Winning Inc.

YOUR POTENTIAL RETURN @ \$10,000

\$833

ON THIS TRADE IN ABOUT 49 DAYS

Trade Technology Licensed from Ronald Groenke.

COPYRIGHT 2014-2015 WALL STREET WINNING INC.

TRADE TECHNOLOGY LICENSED FROM RONALD GROENKE ALL RIGHTS RESERVED.



Success Rating

The Winning Signal Success Rating provides an indication of the probability of a successful trade.

It is a combination of the Win/Loss Ratio and % Return.

The five indicators are as follows:



Super Potential



Excellent Potential



Good Potential



OK



Marginal

COPYRIGHT 2014-2015 WALL STREET WINNING INC.

TRADE TECHNOLOGY LICENSED FROM RONALD GROENKE ALL RIGHTS RESERVED.

Here is everything you need to know about EMN on one page. Select Profile for detail about what this company does (see following pages).

This is tagged as a Moderate risk investment.

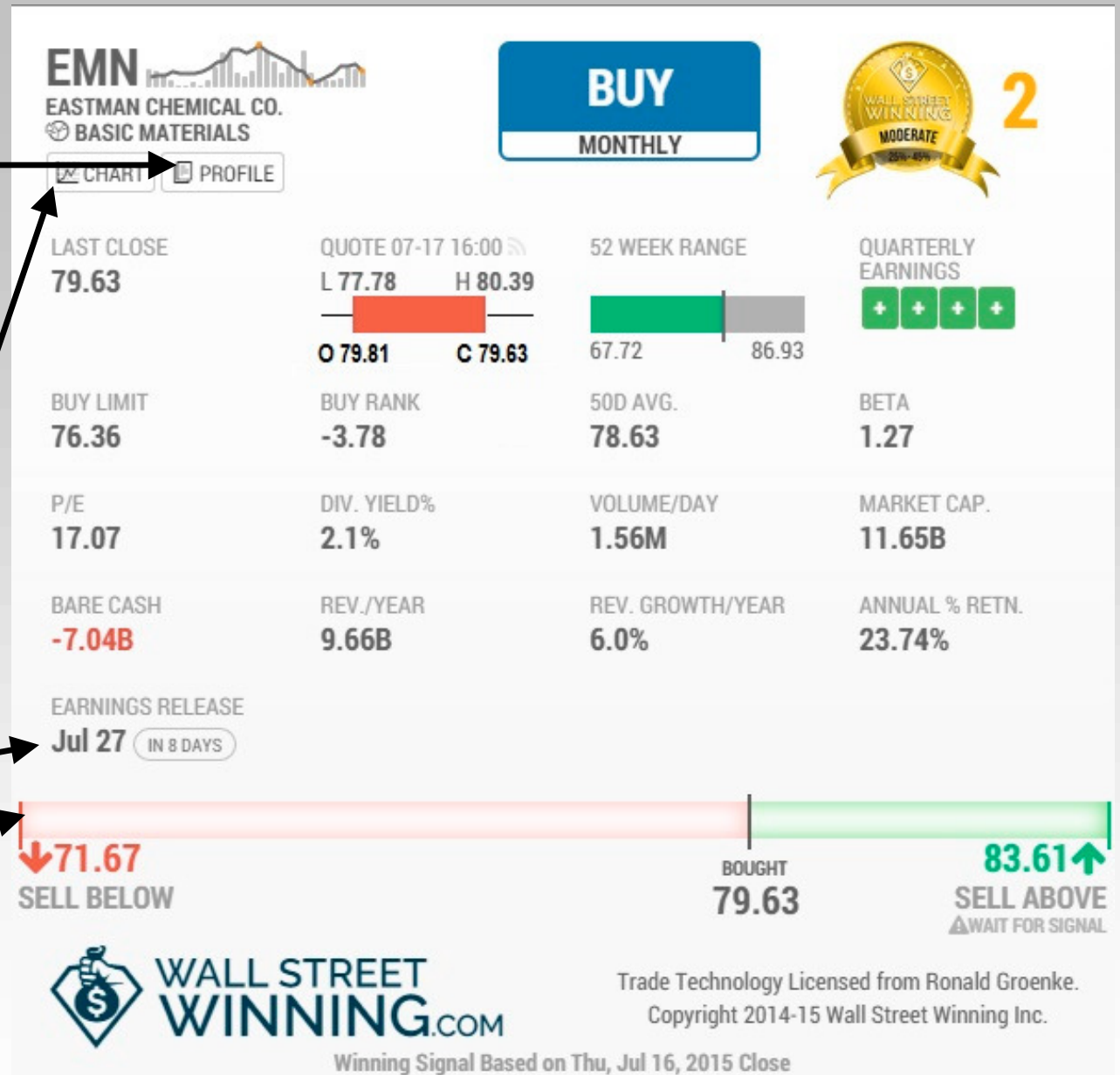
The three risk levels are: Conservative (1-5) Moderate (1-5) Aggressive (1-5)

(see following pages for more detail)

Note the earnings release date info.

The SELL range is here for reference and is fixed until the sell is issued.

Now select Chart for a view of the stock and trade history (see following pages).



View of Stock Fundamentals


EMN 
EASTMAN CHEMICAL CO.
BASIC MATERIALS

 CHART  PROFILE

BUY
MONTHLY



Eastman Chemical Co.

Sector **Basic Materials**
Industry **Chemicals - Major Diversified**
Country **USA**

Eastman Chemical Company, a specialty chemical company, manufactures and sells materials, chemicals, and fibers in the United States and internationally. The company's Additives & Functional Products segment offers solvents, such as specialty coalescents and ketones and esters, glycol ethers, and alcohol solvents; cellulose and polyester-based specialty polymers, and paint additives; insoluble sulfur products; antidegradants; hydrocarbon resins; specialty intermediates, performance products, and formic acid; and alkylamine derivatives. This segment's products are used in coatings and tire

CURRENT PRICE
79.63

52 WEEK RANGE

67.72 86.93

QUARTERLY EARNINGS


50D AVG.
78.63

COPYRIGHT 2014-2015 WALL STREET WINNING INC.

TRADE TECHNOLOGY LICENSED FROM RONALD GROENKE ALL RIGHTS RESERVED.



Risk Level Fundamental Filters Defined

Conservative Investor

- C1 = Positive Earnings 3 of 4 qtrs, MktCap>500M, Rev>150M, RevGrth>0%, Vol>100K, BareCash>0, BR>-10
- C2 = Positive Earnings 3 of 4 qtrs, MktCap>750M, Rev>200M, RevGrth>0%, Vol>150K, BareCash>0, BR>-8
- C3 = Positive Earnings 3 of 4 qtrs, MktCap>1B, Rev>250M, RevGrth>10%, Vol>250K, BareCash>0, BR>-5, Price<120% of 50 Day Avg
- C4 = Positive Earnings 4 of 4 qtrs, MktCap>1B, Rev>250M, RevGrth>15%, Vol>250K, BareCash>.5B, BR>0, Price<120% of 50 Day Avg
- C5 = Positive Earnings 4 of 4 qtrs, MktCap>1B, Rev>250M, RevGrth>15%, Vol>250K, BareCash>2B, BR>5, Price<120% of 50 Day Avg

COPYRIGHT 2014-2015 WALL STREET WINNING INC.

TRADE TECHNOLOGY LICENSED FROM RONALD GROENKE ALL RIGHTS RESERVED.



Risk Level Fundamental Filters Defined

Moderate Investor

Same settings as for Conservative except Bare Cash = ANY

Aggressive Investor

Same settings as for Conservative except Bare Cash = ANY and Rev Growth = ANY

COPYRIGHT 2014-2015 WALL STREET WINNING INC.

TRADE TECHNOLOGY LICENSED FROM RONALD GROENKE ALL RIGHTS RESERVED.



LAST PRICE: 79.63 WINS/TRADES: 3/3 EST. ANNUAL RETURN: 23.74% SUCCESS RT: 23.74
 WINNING SIGNAL \$10K YIELD: \$12,484 (25%) IN 349 DAYS BUY AND HOLD \$10K YIELD: \$10,344

ACTION
BUY

This view is worth a thousand words (maybe thousands of \$). Past history shows that there were 3 trades, all WINNERS. About a 25% return in 349 days (a Warren Buffet buy and hold forever is about a 3.4% gain). The sell range is indicated as on the Fundamentals view. Big swings in the price but opportunity to cash in at the right time.

LLY was selected. A Weekly Buy (Holding period may be 5 to 10 days). This is the detail BUY Signal information. Showing the last price (Past day Close), the equity name, the target annual return, the potential return of \$498 in 9 days (avg hold time) on \$10,000 invested now. This equity has a Success Rating of 5 Money Bags . Note that this stock is a member of the SP100 and SP500.

Now select More Stats for Fundamentals, a Profile, or Chart.

WINNING SIGNAL
FRI, 07-17-15

WALL STREET WINNING.COM

MORE STATS →

SIGNAL	TARGET APR	COMPANY INFO	SUCCESS RATING
BUY WEEKLY	97%	Eli Lilly and Company Healthcare USA	5 Money Bags
SYMBOL LLY	S&P 100 S&P 500		
LAST PRICE 87.17	YOUR POTENTIAL RETURN @ \$10,000		
	\$498 ON THIS TRADE IN ABOUT 9 DAYS		

Copyright 2014-15 Wall Street Winning Inc.

Trade Technology Licensed from Ronald Groenke.

COPYRIGHT 2014-2015 WALL STREET WINNING INC.

TRADE TECHNOLOGY LICENSED FROM RONALD GROENKE ALL RIGHTS RESERVED.

For sells the same data is available. If you did the BUY when the Winning Signal was issued there really is no analysis required. You follow the rules and SELL. Select a symbol for the SELL signal.

The screenshot displays the Wall Street Winning website interface. At the top, there is a navigation bar with the logo, an 'ADMIN' link, the date and time 'FRI, 17 JUL 09:56 EDT MARKET OPEN', a status indicator '9 BUYS, 3 SELLS', and a user profile dropdown. Below this is a row of navigation icons for 'MY SIGNALS', 'MY HOLDINGS', 'MY HISTORY', 'TRADE TOOLS', 'WINNING PORTFOLIOS', 'MY OPTIONS', and 'MY PROFILE'. The main content area is split into two columns. The left column, titled 'MY BUYS', shows a grid of buy signals for symbols like DNP, VDSI, EJ, EMN, ETH, BJRI, AES, LLY, and IMKTA. Below this is a detailed view for a 'BUY' signal on 'DNP', showing a 13% target APR, a success rating, and a potential return of \$654 on a \$10,000 trade. The right column, titled 'MY SELLS', shows a grid of sell signals for symbols like CXO, FXP, and EDZ. Below this is a detailed view for a 'SELL' signal on 'CXO', showing a 'SELL WEEKLY' signal, the symbol 'CXO', and a last price of 107.51. An arrow from the text above points to the 'FXP' symbol in the 'MY SELLS' grid.

MY BUYS INDEX SIGNALS FRI, JUL 17

MY SELLS FRI, JUL 17

BUY SIGNAL

SELL SIGNAL

DNP SYMBOL

CXO SYMBOL

10.27 LAST PRICE

107.51 LAST PRICE

\$654 YOUR POTENTIAL RETURN @ \$10,000 ON THIS TRADE IN ABOUT 90 DAYS

Here is the SELL signal for FXP. The sell price is the last trade day close.

No analysis required, but access to information is provided for your convenience if needed.

WINNING SIGNAL
FRI, 07-17-15

WALL STREET
WINNING.COM

MORE STATS →

SIGNAL

SELL
WEEKLY

SYMBOL

FXP

LAST PRICE

34.54

Trade Technology Licensed from Ronald Groenke. Copyright 2014-15 Wall Street Winning Inc.

COPYRIGHT 2014-2015 WALL STREET WINNING INC.

TRADE TECHNOLOGY LICENSED FROM RONALD GROENKE ALL RIGHTS RESERVED.



Executing a Winning Signal Trade

Trade Execution


The Winning Signal is generated by an algorithm that uses the historical Open, High, Low, and Close for the day. There are many ways to try and add intelligence, intuition, and experience in an attempt to get the best price for a Buy or Sell. Problem is there is no perfect way and you may win some and then again some times you lose.

We have found that it is better to do something on a planned and consistent basis then trying to better the result and not act in time.

In this regard the following guidelines are suggested.

On a **BUY**, place a market order to BUY the position. Your order will be filled at the best price at the open.

On a **SELL**, place a market order to SELL the position. Your order will be filled at the best price at the open.



This tab opens the My Holdings page. Here you can see all the holdings for your profile. The BUY opportunities provided you are paper traded automatically (you did not act) and added to the My Holdings page every day. You can watch and track any and all.

If you have executed a trade you activate it by setting the detail of YOUR trade in the line of data (it is saved for you). You view your active trades by selecting the Active button

MY HOLDINGS										
TRADES: 57 ACTIVE: 6										
Ticker	Type	Company	Buy Date	Buy Price	Buy Qty	Last Close	Sell Date	Sell Price	Sell Qty	Result
C	ANET	Arista Networks, Inc.	07-09-15	78.40	127	83.93	-	-	127	-
C	XBI	SPDR S&P Biotech ETF	07-08-15	246.05	40	269.28	-	-	40	-
A	AES	The AES Corporation	07-16-15	13.35	749	13.35	-	-	749	-
M	BJRI	BJ's Restaurants, Inc.	07-16-15	49.00	204	49.00	-	-	204	-
C	DNP	DNP Select Income Fund Inc.	07-16-15	10.27	973	10.27	-	-	973	-
C	EJ	E-House	07-16-15	6.18	1,618	6.18	-	-	1,618	-

above the heading. Once a trade completes (SELL is issued) this entry is moved to My History and is kept there until you delete it. This also holds true for any trade not executed by you (i.e paper traded). This allows you to look at the overall Winning Signal performance at any time. You can delete an entry here or later on in the My History page. The deleted entry is moved to Trash but can be retrieved later on if desired. The system will save all data forever.



This tab opens the My History page. Here you can see the history of all the Winning Signal trade opportunities presented from the start day of your subscription. Those that you participated in are marked as Engaged. Completed trades includes all trades recorded. Those that you did not engage in were paper traded by the Winning Signals system and are available for your review.

You can edit and correct any of your trades or entries here.

Just click a line and the system will remember that you changed the entry.

MY HOLDINGS											
TRADES: 57 ACTIVE: 6											
	Ticker	Type	Company	Buy Date	Buy Price	Buy Qty	Last Close	Sell Date	Sell Price	Sell Qty	Result
C	ANET		Arista Networks, Inc.	07-09-15	78.40	127	83.93	-	-	127	-
C	XBI		SPDR S&P Biotech ETF	07-08-15	246.05	40	269.28	-	-	40	-
A	AES		The AES Corporation	07-16-15	13.35	749	13.35	-	-	749	-
M	BJRI		BJ's Restaurants, Inc.	07-16-15	49.00	204	49.00	-	-	204	-
C	DNP		DNP Select Income Fund Inc.	07-16-15	10.27	973	10.27	-	-	973	-
C	EJ		E-House	07-16-15	6.18	1,618	6.18	-	-	1,618	-

You can delete any entry here. The deleted entry is moved to Trash but can be retrieved later on if desired. The system will save all data forever.



This tab opens the Trade Tools page. Here you can look at the details and state of any stock. The system also creates a Trade Map for the stocks (up to 50) from your My Holdings page. You can also setup a Trade Map for your own unique list.

Look up any stock here.

STOCK SCREENER

LOOKUP SYMBOL MONTHLY WEEKLY

Click the title bar to Add, Delete, and change the view of entries.

MY HOLDINGS LAST UPDATE 4:29:40 PM

Max recent 50

DNP +0.26 -0.01 -0.10%	VDSI 27.03 -0.60 -2.17%	EJ 6.08 -0.10 -1.62%	EMN 78.18 -1.45 -1.82%	ETH 29.32 -0.63 -2.10%	BJRI 48.52 -0.48 -0.98%	AES 13.21 -0.14 -1.05%	LLY 87.37 +0.20 +0.23%	IMKTA 48.94 -0.93 -1.86%
BUY	BUY	BUY	BUY	BUY	BUY	BUY	BUY	BUY
ADI 62.47 -0.36 -0.57%	EUM 25.83 +0.05 +0.21%	TEO 18.23 -0.44 -2.36%	HELE 90.32 +0.25 +0.28%	ALGT 203.09 +2.11 +1.05%	COTY 27.47 -0.13 -0.47%	CATO 39.04 -1.10 -2.74%	DXJ 58.01 +0.15 +0.26%	QLD 81.97 +2.25 +2.82%
HOLD	HD/BUY	HOLD	HOLD	HD/BUY	HOLD	HOLD	HD/BUY	HOLD

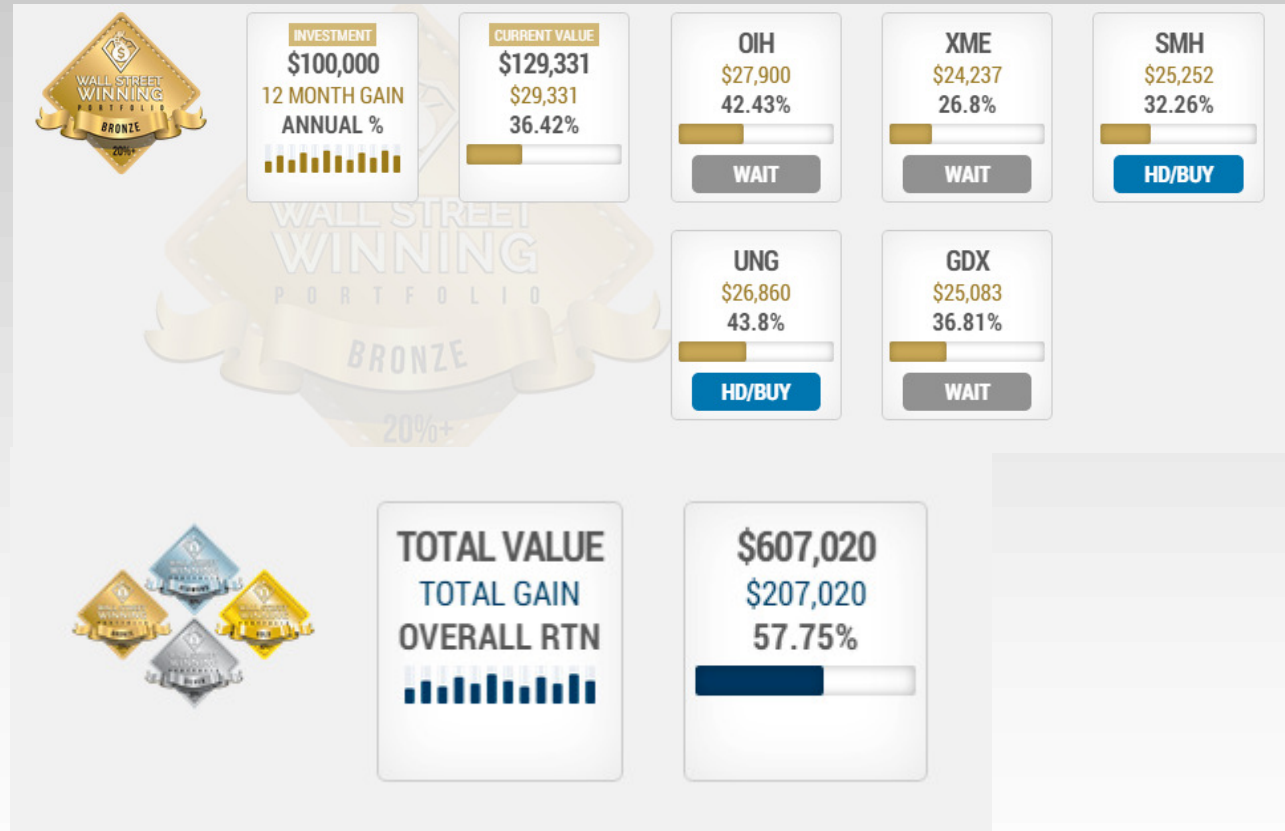
Click the state box (M-Monthly or W-Weekly) to see the Fundamentals or Chart for any entry.

Ron's List LAST UPDATE 4:33:06 PM

^DJI 18086.45 -33.80 -0.19%	^GSPC 2125.89 +1.60 +0.08%	^IXIC 5207.93 +44.75 +0.87%	XME 21.49 -0.54 -2.45%	DIG 44.18 -1.08 -2.39%	UNG 13.84 +0.10 +0.73%	ERX 44.74 -1.70 -3.66%	UCO 32.80 -0.27 -0.82%	FAS 34.92 -0.18 -0.51%
INDEX	INDEX	INDEX	WAIT	WAIT	HOLD	WAIT	WAIT	HOLD
			WAIT	WAIT	HD/BUY	WAIT	WAIT	HOLD
ERY 23.08 +0.77 +3.45%	SCO 75.71 +0.64 +0.85%	FAZ 10.33 +0.06 +0.58%	XHB 36.66 -0.29 -0.78%	URE 100.66 -0.88 -0.87%	DRN 71.26 -0.72 -1.00%	TBT 48.34 -0.46 -0.94%	BOIL 46.53 +0.65 +1.42%	UYG 79.53 -0.39 -0.49%
WAIT	HOLD	WAIT	HOLD	HD/BUY	HD/BUY	WAIT	HOLD	HOLD
HOLD	WAIT	WAIT	HD/BUY	HOLD	HOLD	WAIT	WAIT	HOLD

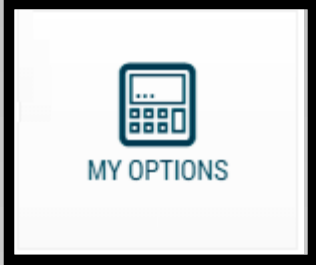


Here you can review the information for the offered portfolios. Current members, status, and performance is displayed. This an information display only.



COPYRIGHT 2014-2015 WALL STREET WINNING INC.

TRADE TECHNOLOGY LICENSED FROM RONALD GROENKE ALL RIGHTS RESERVED.



Options data, signals, and other related option features are currently in development. Check back later.

COPYRIGHT 2014-2015 WALL STREET WINNING INC.

TRADE TECHNOLOGY LICENSED FROM RONALD GROENKE ALL RIGHTS RESERVED.



Here you can reset your password, review settings, change which signals you want to receive, review and change plans, and ask for help.

MY ACCOUNT

⚙️ SETTINGS

⚠️ MY SIGNALS

📄 BILLING & PLANS

👤 SUPPORT

MY ACCOUNT DETAILS

EDIT YOUR DETAILS BELOW.

PRIMARY EMAIL ADDRESS.

(THIS IS YOUR LOGIN AS WELL AS THE DESTINATION FOR YOUR SIGNAL EMAILS. IT MIGHT TAKE A TRADING DAY FOR THE CHANGES TO TAKE EFFECT DEPENDING ON THE TIME THE CHANGE WAS MADE.)

👤 ron@wallstreetwinning.com

NEW PASSWORD (LEAVE BLANK IF YOU WANT TO KEEP YOUR CURRENT PASSWORD.)

🔒 NEW PASSWORD

VERIFY NEW PASSWORD

🔒 NEW PASSWORD

COPYRIGHT 2014-2015 WALL STREET WINNING INC.

TRADE TECHNOLOGY LICENSED FROM RONALD GROENKE ALL RIGHTS RESERVED.



WINNING SIGNAL

Where you are the Winner!

COPYRIGHT 2014-2015 WALL STREET WINNING INC.

TRADE TECHNOLOGY LICENSED FROM RONALD GROENKE ALL RIGHTS RESERVED.